

Hawaii Island

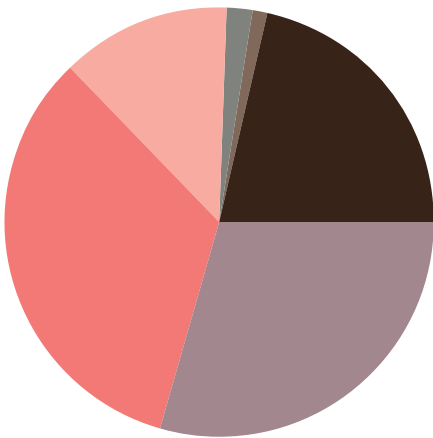


Island Demographics

POPULATION (2016 ESTIMATE)

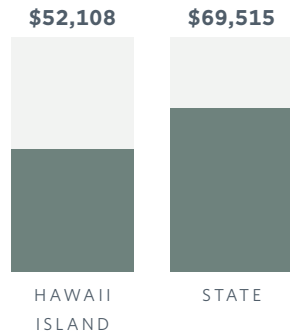
198,449

RACIAL DEMOGRAPHICS (2016 ESTIMATE)

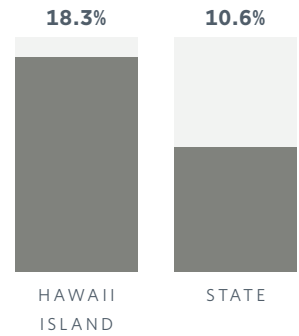


- 21.6% ASIAN
- 30.1% TWO OR MORE RACES
- 33.9% WHITE
- 13.0% NATIVE HAWAIIAN
- 0.8% BLACK
- 0.6% AMERICAN INDIAN OR ALASKA NATIVE

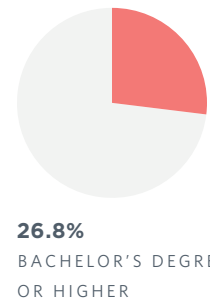
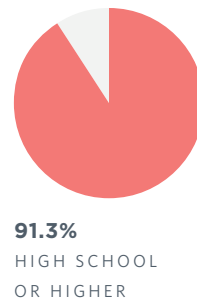
MEDIAN INCOME (2011-2015)



PERSONS IN POVERTY (2016)



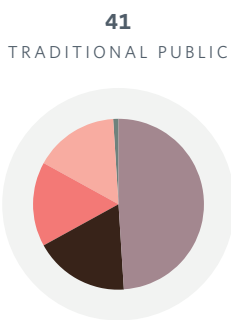


EDUCATIONAL ATTAINMENT, PERCENT OF PERSONS AGE 25+ (2011-2015)



Schools

NUMBER OF TRADITIONAL PUBLIC, CHARTER AND PRIVATE SCHOOLS (2016-2017)

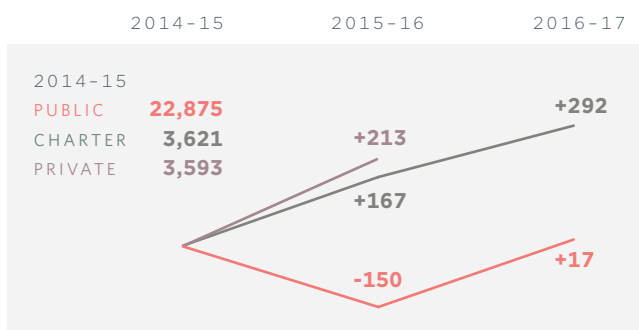


- 20 ELEMENTARY
- 7 MULTI-LEVEL
- 6 MIDDLE
- 6 HIGH
- 2 COMMUNITY

PRIVATE SCHOOL AVERAGE TUITION (2015-2016)

\$7,709

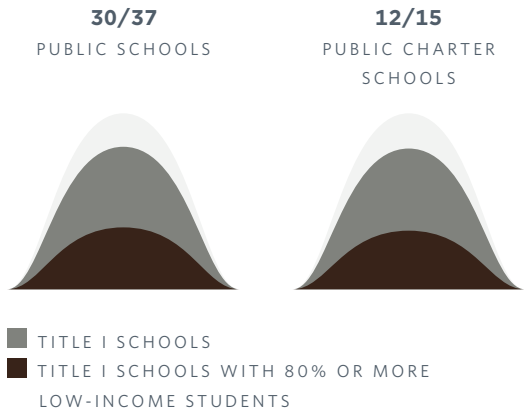
CHANGES IN K-12 STUDENT ENROLLMENT (2014-2017)



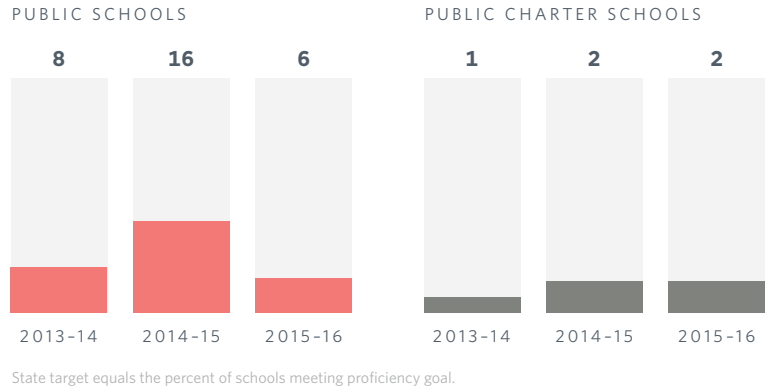
NUMBER OF SCHOOLS WITH PRE-K (2016)



NUMBER OF TITLE I SCHOOLS (2015-2016)



NUMBER OF SCHOOLS MEETING STATE TARGETS IN READING AND MATH, ACCORDING TO STRIVE HI (2013-2016)



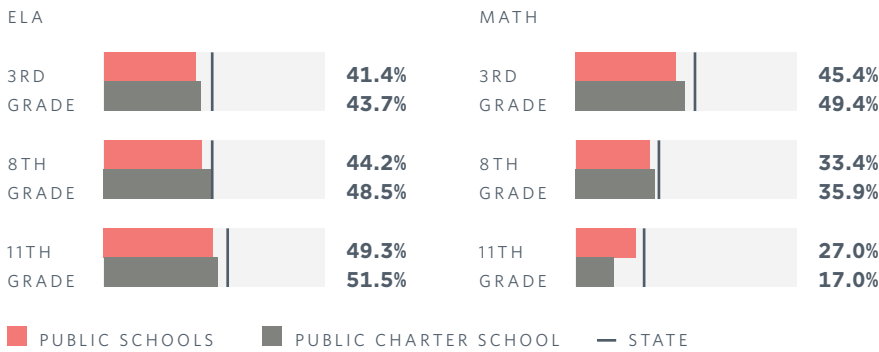
SCHOOL RANKINGS (2015)

	RECOGNITION	CONTINUOUS IMPROVEMENT	FOCUS	PRIORITY	NOT DETERMINED
PUBLIC SCHOOLS	2	36	3	0	0
PUBLIC CHARTER SCHOOLS	1	11	0	2	0

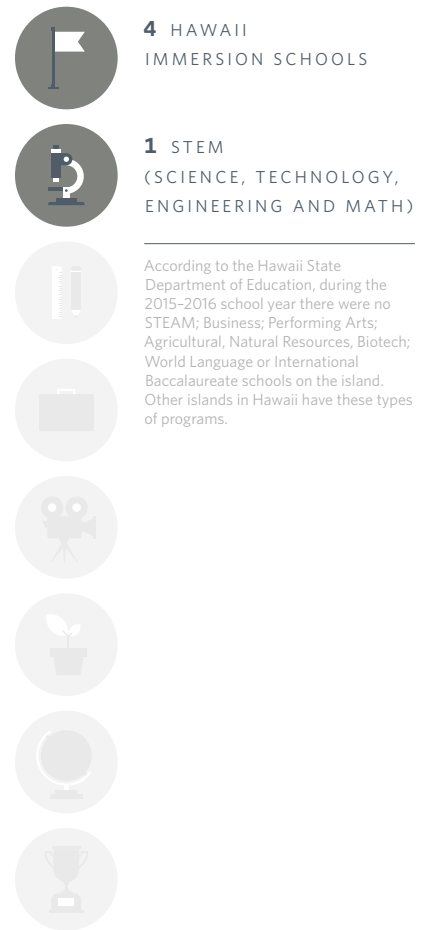
Each Strive HI Index category is associated with a numerical score out of 400: Recognition (300-400), Continuous Improvement (100-299), Focus/Priority (0-99). Analysis is not conducted for private schools.

College and Career Readiness

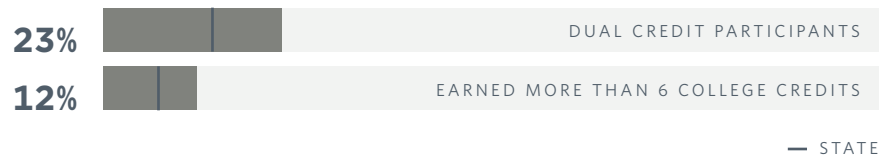
2015-2016 SMARTER BALANCED ASSESSMENT PERCENT STUDENTS MEETING PROFICIENCY



NUMBER OF SPECIALIZED SCHOOLS/ LEARNING CENTERS (2015-2016)



HIGH SCHOOL STUDENTS PARTICIPATING IN DUAL CREDIT PROGRAMS (CLASS OF 2016)



AP COURSES AND EXAM (2016)

	NUMBER OF SCHOOLS WITH AP COURSES	NUMBER OF STUDENTS WHO TOOK AN AP EXAM
PUBLIC SCHOOLS	9	366
PUBLIC CHARTER SCHOOLS	2	18

2016 GRADUATION RATES

Four Traditional Public Schools and one Charter School: The number of public schools with an on-time graduation rate of 82 percent or higher (i.e., the state average).

SOURCES: (1) United States Census Bureau (www.census.gov), (2) Hawaii State Department of Education (www.hawaiipublicschools.org), (3) Hawaii Association of Independent Schools (www.hais.org), (4) Accountability Resource Center Hawaii (ARCH) (http://arch.k12.hi.us), (5) Hawaii Data eXchange Partnership (http://hawaiidxp.org/index), (6) State Public Charter School Commission (http://www.chartercommission.hawaii.gov).

COLLEGE ENROLLMENT (CLASS OF 2016)

